



2024-2025
PRESCHOOL 4
TRANSITION PACKET



Name: _____



BOARD OF EDUCATION

Syasha Benbow
BOARD PRESIDENT

Janelle Lowery
BOARD VICE PRESIDENT

Luis Antilus
Shante Barr
Annette L. Beasley
John F. Brown
Jordan Geffrard
Audrey M. Lyon
Joseph Sylvain

CENTRAL OFFICE ADMINISTRATION

Dr. April Vauss
Superintendent of Schools

Dr. Matin Adegboyega
Assistant Superintendent for Curriculum and Instruction

Reginald Lamptey, CPA
Assistant Superintendent for Business/Board Secretary

Roger Monel
Associate School Business Administrator

Farrah A. Irving Esq.
Human Resources Director

Sean Evans
Assistant to the Assistant Superintendent

Tawana Moreland
Director of Early Childhood Department

Lia Varsalona
Supervisor of Early Childhood Department



Irvington Public Schools

Office of Early Childhood

97 Augusta Street, Second Floor, Suite 219, Irvington, New Jersey
07111 Phone: 973-399-3942 EXT. 1512

TawanaMoreland, Director

LiaVarsalona, Supervisor

2024 - 2025 School Year

Dear Parents and Guardians,

I hope you and your family are safe during the summer months. The Office of Early Childhood has developed an exciting and challenging Summer Enrichment Packet that will engage your child as he or she transitions to the next phase of their educational journey. The Summer Enrichment Packet will ensure that your child is actively learning and preparing for the upcoming school year.

During July and August, students will complete the Summer Enrichment Packet. Included in the packet are activities that will develop social-emotional, physical, cognitive, mathematical, language, and literacy skills. Please complete the activities with your child.

Have a great summer and stay connected through our social media platforms!

Warm regards,

Ms. Moreland, Director

Ms. Varsalona, Supervisor





Irvington Public Schools

Office of Early Childhood

97 Augusta Street, Second Floor, Suite 219, Irvington, New Jersey
07111 Phone: 973-399-3942 EXT. 1512

TawanaMoreland, Director

LiaVarsalona, Supervisor

Ane Lekòl 2024 - 2025

Chè Paran ak Gadyen,

Mwen espere ou menm ak fanmi ou an sekirite pandan mwa ete yo. Biwo Early Childhood te devlope yon Pake anrichisman pandan ete, ki enteresan epi ki defi ki pral angaje pitit ou a pandan l ap tranzisyon nan pwochen faz vwayaj edikasyon yo. Pake Anrichisman Ete a pral asire pitit ou a ap aprann aktivman ak prepare pou ane eskolè kap vini an.

Pandan Jiyè ak Out, elèv yo pral ranpli Pake Anrichisman pou Ete a. Gen ladann nan pake a aktivite ki pral devlope ladrès sosyal emosyonèl, fizik, kognitif, matematik, langaj, ak alfabetizasyon. Tanpri ranpli aktivite yo ak pitit ou a.

Pase yon bon ete epi rete konekte atravè platfòm rezo sosyal nou yo!

Bon salitasyon,

Madam Moreland, Direktè

Madam Varsalona, Sipèvizè





Irvington Public Schools

Office of Early Childhood

97 Augusta Street, Second Floor, Suite 219, Irvington, New Jersey
07111 Phone: 973-399-3942 EXT. 1512

TawanaMoreland, Director

LiaVarsalona, Supervisor

Año Escolar 2024 - 2025

Estimados padres y tutores,

Espero que usted y su familia estén seguros durante los meses de verano. La Oficina de Primera Infancia ha desarrollado un paquete de enriquecimiento de verano emocionante y estimulante que involucrará a su hijo/hija en su transición a la siguiente fase de su viaje educativo. El Paquete de Enriquecimiento de Verano garantizará que su hijo esté aprendiendo y preparándose activamente para el próximo año escolar.

Durante julio y agosto, los estudiantes completarán el Paquete de Enriquecimiento de Verano. En el paquete se incluyen actividades que desarrollarán habilidades socioemocionales, físicas, cognitivas, matemáticas, lingüísticas y de alfabetización. Por favor complete las actividades con su hijo/hija.

¡Que tengas un excelente verano y mantente conectado a través de nuestras plataformas de redes sociales!

Saludos cordiales,

Sra. Moreland, Directora

Sra. Varsalona, Supervisora




Name: _____ Date: _____

MY NAME

My name is:

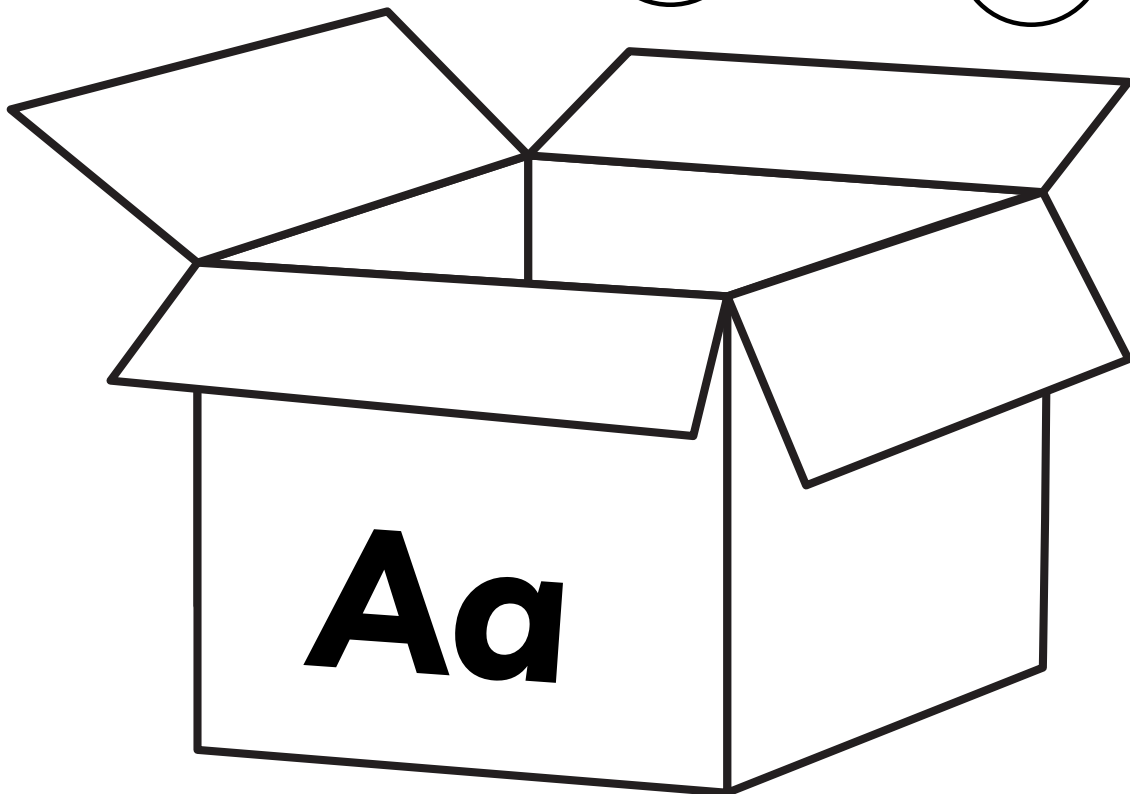

These are the letters in my name:



What does your name mean?

Name _____ Date _____


Color the uppercase A.



Name _____

Date _____

Color the lowercase a.



Name _____ Date _____



Write the letter Bb.

B B B B B

b b b b b


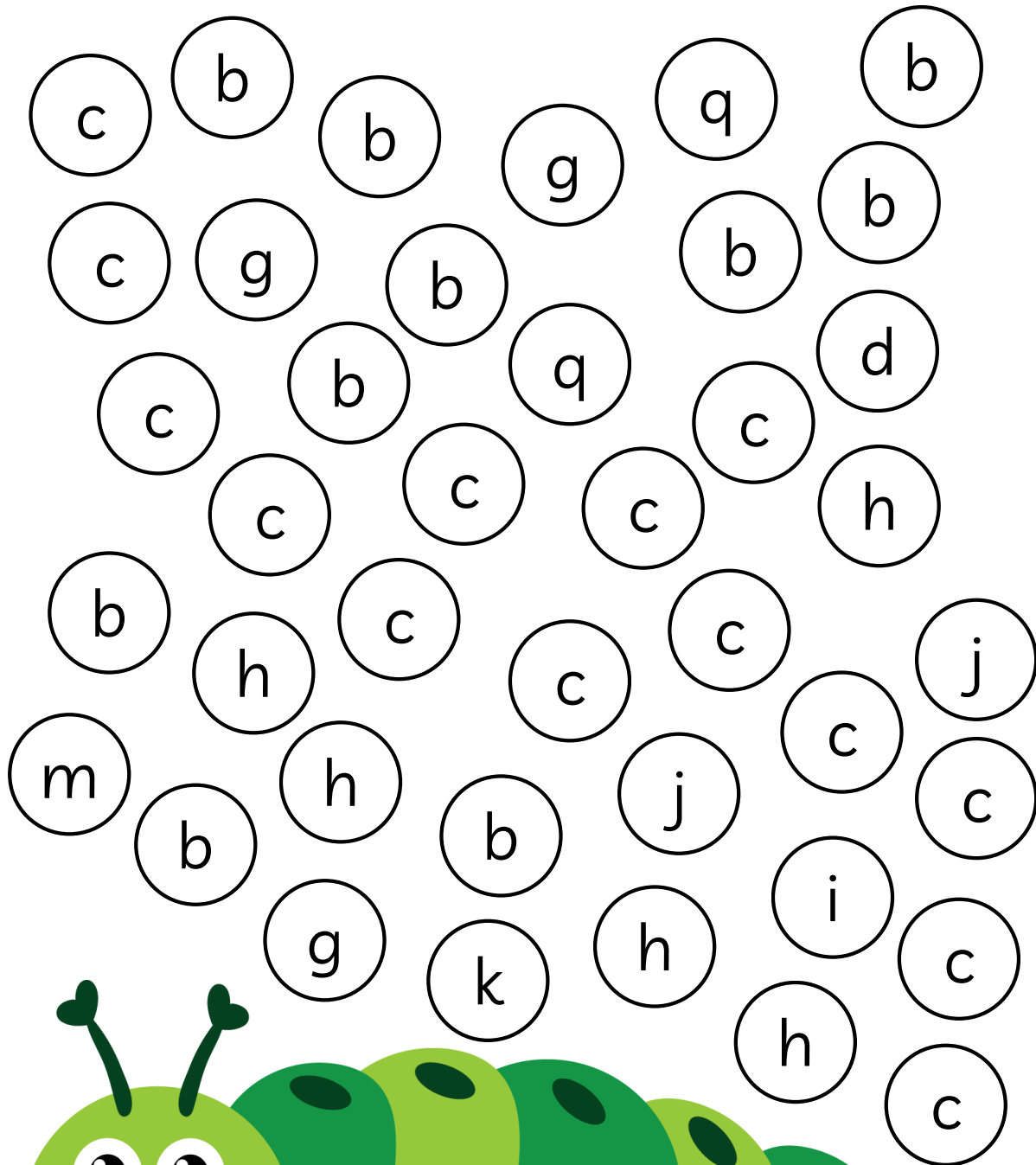
Name _____ Date _____

Color the uppercase C.



Name _____ Date _____

Color the lowercase c.



Name _____ Date _____

Write the letter Dd.

D D D D D

d d d d d

Name _____ Date _____

Write the letter Ee.

E E E E E

e e e e e

Name _____ Date _____

Write the letter Ff.

F F F F F

f f f f f

Name _____ Date _____



Write the letter Gg.

G G G G G

g g g g g

Name _____ Date _____

Color the uppercase H.

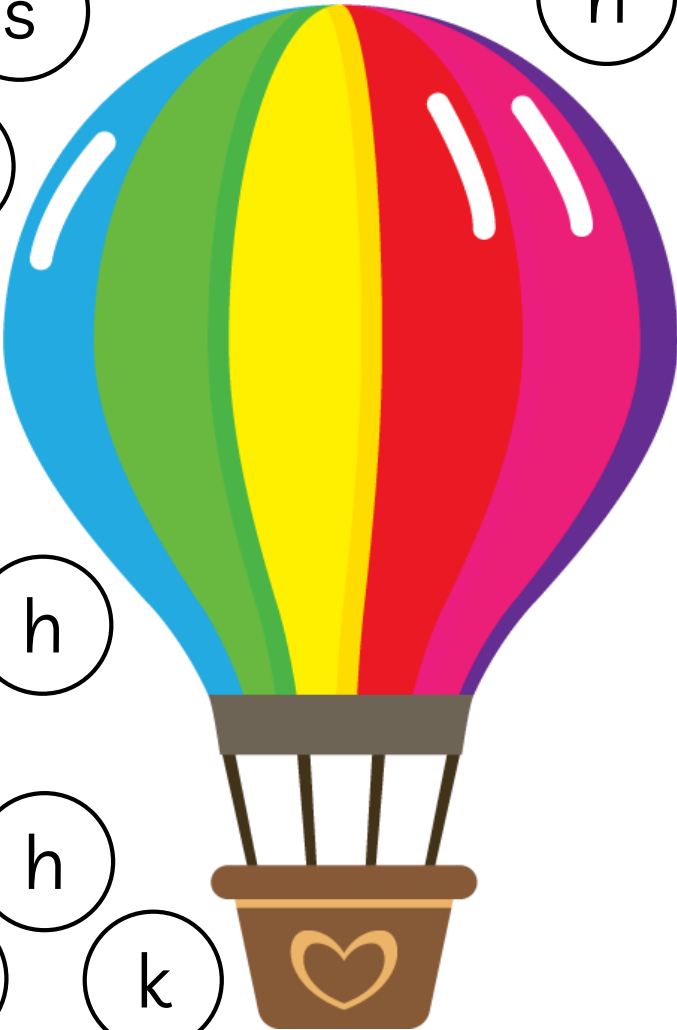


Name _____

Date _____

Color the lowercase h.



h a k h a h
k h s h h k
h h k r h
h s h
h a f
f y k
h h h
k p h
w k h
h k s k



A large, colorful hot air balloon is positioned on the right side of the page. The balloon's envelope is divided into vertical stripes of blue, green, yellow, red, pink, and purple. It is attached to a brown wicker basket with a heart-shaped cutout on its front. The basket is supported by several vertical ropes. The balloon is surrounded by a collection of lowercase letters in circles, including 'h', 'a', 'k', 's', 'r', 'f', 'y', 'p', 'w', and 's'. The letter 'h' appears most frequently, scattered throughout the page.



Name _____ Date _____

Color the uppercase I.



Name _____ Date _____

Color the lowercase i.



Name _____ Date _____

Write the letter Jj.

J J J J J

Handwriting practice lines for uppercase letter J. The first set consists of a solid top line, a dashed middle line, and a solid bottom line. The second set consists of a solid top line, a dashed middle line, and a solid bottom line.

j j j j j

Handwriting practice lines for lowercase letter j. The first set consists of a solid top line, a dashed middle line, and a solid bottom line. The second set consists of a solid top line, a dashed middle line, and a solid bottom line.

Name _____ Date _____



Write the letter Kk.

K K K K K

k k k k k



Name _____ Date _____

Color the uppercase L.





Name _____ Date _____

Color the lowercase l.




Name _____ Date _____

Color the uppercase M.



Name _____ Date _____

Color the lowercase m.



Name _____ Date _____



Write the letter Nn.

N N N N N

n n n n n

Name _____ Date _____

Color the uppercase O.



Name _____ Date _____

Write the letter Pp.

P P P P P

p p p p p

Name _____ Date _____

Write the letter Qq.

Q Q Q Q Q

q q q q q

Name _____ Date _____

Write the letter Rr.

R R R R R

r r r r r

Name _____ Date _____



Write the letter Ss.

S S S S S

s s s s s


Name _____ Date _____

Color the uppercase T.



Name _____ Date _____

Color the lowercase t.



Name _____ Date _____

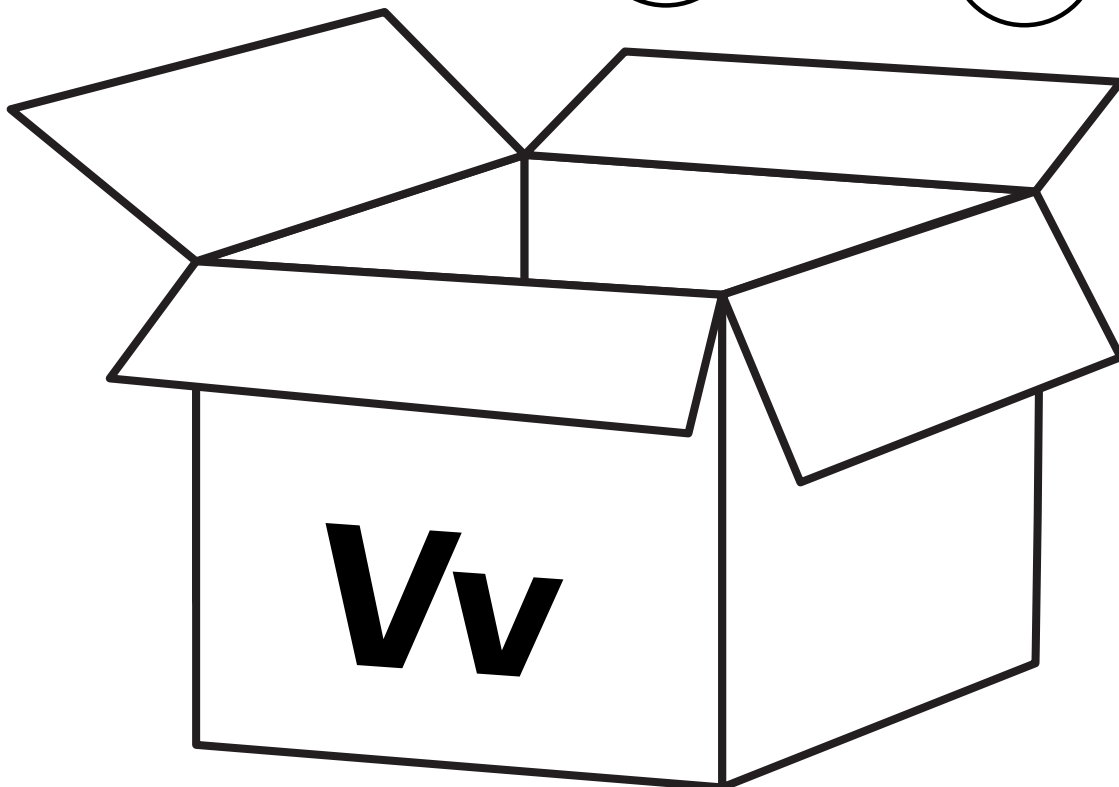

Write the letter Uu.

u u u u u

u u u u u

Name _____ Date _____

Color the uppercase V.



Name _____ Date _____



Write the letter Ww.

W W W W W

w w w w w

Name _____ Date _____

Color the uppercase X.



Name _____ Date _____

Write the letter Yy.

Y Y Y Y Y

y y y y y

Name _____ Date _____

Write the letter Zz.

Z Z Z Z Z







z z z z z

Name: _____




Date: _____

How many?

Count the dinosaurs and write the numbers (1-10) in the boxes.

	<input type="text"/>
	<input type="text"/>
	<input type="text"/>
	<input type="text"/>
	<input type="text"/>
	<input type="text"/>

MATCH THE SHAPES

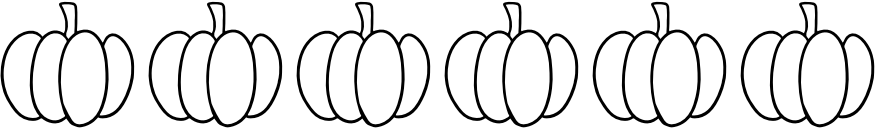









Name: _____

Date: _____

Count And Color

Look at the numbers and color the ghosts

3	
2	
8	
7	
5	
1	
4	
6	

Name: _____



CONNECT THE NUMBERS

Trace the dots to match the number words on the left to its figure on the right.

One  

Two  

Five  


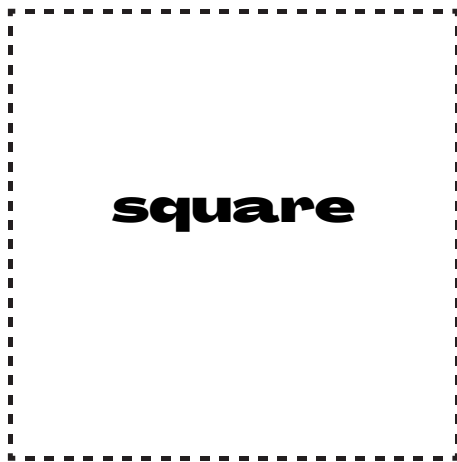

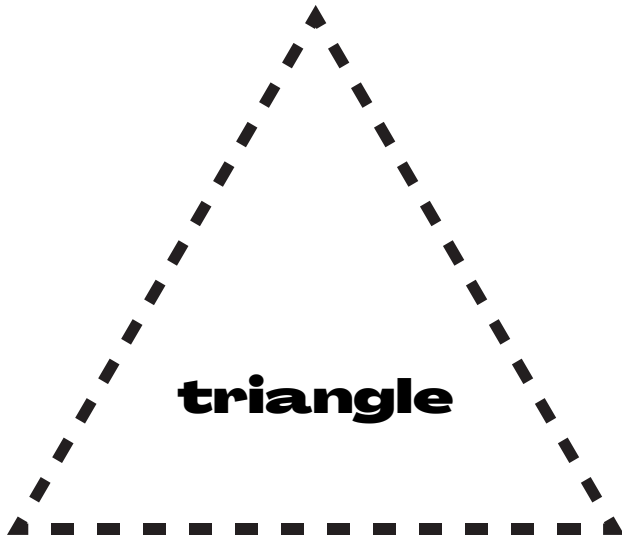
Three  

Four  

Name: _____

Trace and Color




Trace the shapes and color them.



Name :



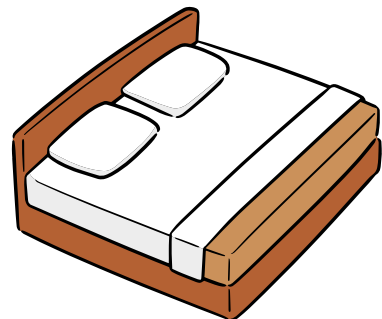


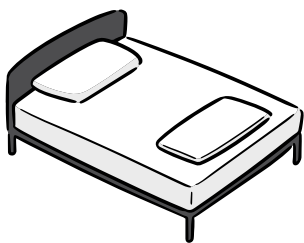







SIZE COMPARING

Color the circle under the smaller object.



Big and Small

Color the circle next to the bigger object.




Color the box showing the number of sea animals in the boxes.



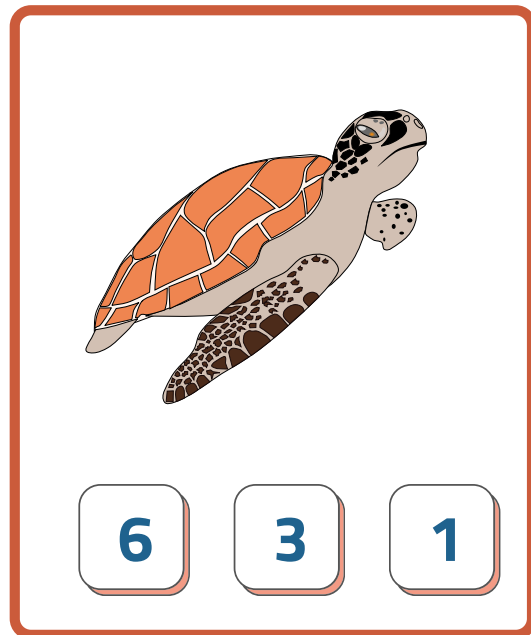
3 6 1



6 5 4









4 2 5



6 3 1


Count and Color

Count the objects and color the correct number.

	<p>1</p> <p>2</p> <p>3</p>		<p>6</p> <p>7</p> <p>8</p>
	<p>3</p> <p>4</p> <p>5</p>		<p>7</p> <p>8</p> <p>9</p>
	<p>4</p> <p>5</p> <p>6</p>		<p>8</p> <p>9</p> <p>10</p>

EMOTIONS


happy



Draw a happy face.

EMOTIONS

sad



Draw a sad face.

EMOTIONS


excited



Draw an excited face.

EMOTIONS

worried



Draw a worried face.

Irvington Public Schools: Early Childhood Department