



IRVINGTON PUBLIC SCHOOLS
Office of Early Childhood

Summer Transition Packet
Entering Pre-K4

Name: _____

IRVINGTON PUBLIC SCHOOLS
Irvington, NJ 07111



BOARD OF EDUCATION

Richard Williams, President
Audrey M. Lyon, Vice President
Luis Antilus
Annette L. Beasley
Syesha Benbow
Ronald J. Brown
Gloria Chison
Gene E. Etchison
Joseph Sylvain

CENTRAL OFFICE ADMINISTRATION

Dr. April Vauss
Interim Superintendent of Schools

Dr. Matin Adegboyega
Assistant Superintendent for Curriculum and Instruction

Reginald Lamptey, CPA
Assistant Superintendent for Business/Board Secretary

Dr. Latee Walton McCleod
Assistant to the Assistant Superintendent

Roger Monel
Associate School Business Administrator

Cherelle C. Tolor, Esq.
Manager of Human Resources



Irvington Public Schools
The Office of Early Childhood

97 Augusta Street, Second Floor, Suite 219, Irvington, New Jersey 07111
Phone: 973-399-3942 EXT. 1512/ Fax: 973-399-7692

Tawana Moreland, Director

Lia Skibniewski, Supervisor

Dear Parents and Guardians,

As your child enters Prek-4, I hope you and your family are well and safe during these uncertain times. The Office of Early Childhood has developed an exciting and challenging summer enrichment packet that will engage your child as he or she transitions to the next phase of their educational journey. The Summer Enrichment Packet will ensure that your child is actively learning and preparing for the upcoming school year.

During July and August, students will complete the Summer Enrichment Packet. Included in the packet are activities that will develop social-emotional, physical, cognitive, mathematical, language, and literacy skills. The Enrichment Packet will support the knowledge and skills they already possess. Please complete the activities daily and allow your child to demonstrate how much they know.

Enjoy your summer,

Ms. Moreland, Director

Ms. Skibniewski, Supervisor



Irvington Public Schools
The Office of Early Childhood

97 Augusta Street, Second Floor, Suite 219, Irvington, New Jersey 07111
Phone: 973-399-3942 EXT. 1512/ Fax: 973-399-7692

Tawana Moreland, Director

Lia Skibniewski, Supervisor

Chè Paran ak Gadyen,

Kòm pitit ou antre nan Prek-4, mwen espere ke ou menm ak fanmi ou yo byen epi yo an sekirite pandan tan ensèten sa yo. Biwo Early Childhood la devlope yon pake anrichisman enteresan epi enteresan ki pral angaje pitit ou pandan li ap pase nan pwochen faz vwayaj edikatif yo. Pake anrichisman pandan ete a ap asire pitit ou ap aprann aktivman ak prepare pou ane lekòl k ap vini an.

Pandan jiyè ak mwa Out, elèv yo ap konplete pake anrichisman pandan ete a. Enkli nan pake a se aktivite ki pral devlope sosyal-emosyonèl, fizik, mantal, matematik, langaj, ak kapasite li alfabetizasyon. Pake a anrichisman ap sipòte konesans ak ladrès yo deja posede. Tanpri ranpli aktivite yo chak jou epi kite pitit ou demontre konbyen yo konnen.

Jwi ete ou,

Madam Moreland, Direktè

Madam Skibniewski, Sipèvizè



Irvington Public Schools
The Office of Early Childhood

97 Augusta Street, Second Floor, Suite 219, Irvington, New Jersey 07111
Phone: 973-399-3942 EXT. 1512/ Fax: 973-399-7692

Tawana Moreland, Director

Lia Skibniewski, Supervisor

Queridos padres y guardianes,

Cuando su hijo ingrese a Prek-4, espero que usted y su familia estén bien y seguros durante estos tiempos inciertos. La Oficina de la Primera Infancia ha desarrollado un paquete de enriquecimiento de verano emocionante y desafiante que involucrará a su hijo a medida que pasa a la siguiente fase de su viaje educativo. El Paquete de Enriquecimiento de Verano asegurará que su hijo esté aprendiendo activamente y preparándose para el próximo año escolar.

Durante julio y agosto, los estudiantes completarán el paquete de enriquecimiento de verano. En el paquete se incluyen actividades que desarrollarán habilidades socioemocionales, físicas, cognitivas, matemáticas, de lenguaje y alfabetización. El paquete de enriquecimiento apoyará el conocimiento y las habilidades que ya poseen. Complete las actividades diariamente y permita que su hijo demuestre cuánto sabe.

Disfrute su verano,

Sra. Moreland, Directora

Sra. Skibniewski, Supervisora

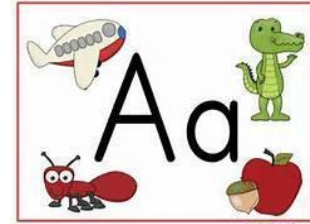
Summer Enrichment Guide

- During the summer months students will complete the Office of Early Childhood's Summer Enrichment Journal. Submit the completed journal to the classroom teacher on the first day of school. Use pages 32-39 throughout the summer as resources to help students prepare for the new school year.
- Durante los meses de verano, deberán completar diariamente el diario de progreso que la oficina de Early Childhood enviara al final de este año escolar. El diario debe completarse y entregarlo al maestro de PreK-4 el primer dia de clases. Durante el verano, utilice las páginas 32-39 como recurso para ayudar a los estudiantes en la preparación hacia el nuevo año escolar.
- Pandan mwa été yo, elèv yo ap konplété jounal anrichisman été pou timoun piti yo. Soumèt jounal konplè a bay pwofesè sal klas la nan premye jou lekòl la. Itilizé paj 32-39 pandan tout sezon été a kòm resous pou édé elèv yo preparé pou nouvo ané lekòl la.

Name _____



Aa is for adventure.



Draw a picture that begins with the letter Aa.

Aa is for _____.

Next Step: Eat an apple and describe the taste.

Irvington Public Schools
Office of Early Childhood
Summer Transition Packet Entering Pre-K4

Name _____

Bb

Bb is for balloons.



How many balloons can you draw?

I made _____ balloons.

Next step: Play with a ball.

Name _____

C c



Cc is for carrots.

How many family members like carrots?

Yes, I like carrots. (Use tally marks)	No, I don't like carrots. (Use tally marks)
Total number of tallies	Total number of tallies

Which had more tallies? (Yes or No) Which had less tallies? (Yes or No)


Next step: Eat carrots for snack.

Irvington Public Schools
Office of Early Childhood
Summer Transition Packet Entering Pre-K4

Name _____

Dd

Dd is for dog.




Draw a small dog and a big dog.

Next step: Find two objects at home of different sizes.

Name _____

Ee

Ee is for Eggplant.



Draw 2 pictures of things that grow on earth.

Next step: Plant and take care of a seed



Name _____

Ff

Ff is for flowers.



Read the poem with a parent. Circle each letter f that you see.


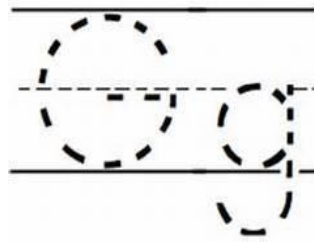
Little Miss Muffet
Sat on a tuffet
Eating her curds and whey.
Along came a spider,
Who sat down beside her
And frightened
Miss Muffet away.

How many did you find? _____

Next step: Talk about new rhyming words.

Irvington Public Schools
Office of Early Childhood
Summer Transition Packet Entering Pre-K4

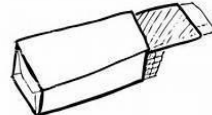
Name _____



Gg is for goat.

Identify the picture and write the word that begins with letter Gg?

1.  _____gorilla_____

2.  _____

3.  _____

Next step: Get 10 grapes and share half with a parent.

Name _____

Hh is for house.



How many shapes can you see in the house?

Triangles _____

Squares _____

Rectangles _____

Circles _____

Draw a picture of a house.

H h

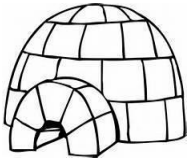
Next step: Take a neighborhood walk and discuss the shapes you see.


Name _____





Ii is for ice-cream.

Print the letter Ii next to the picture that begins with the /Ii/ sound.









Next step: Use the word "I" in a sentence.

Name _____

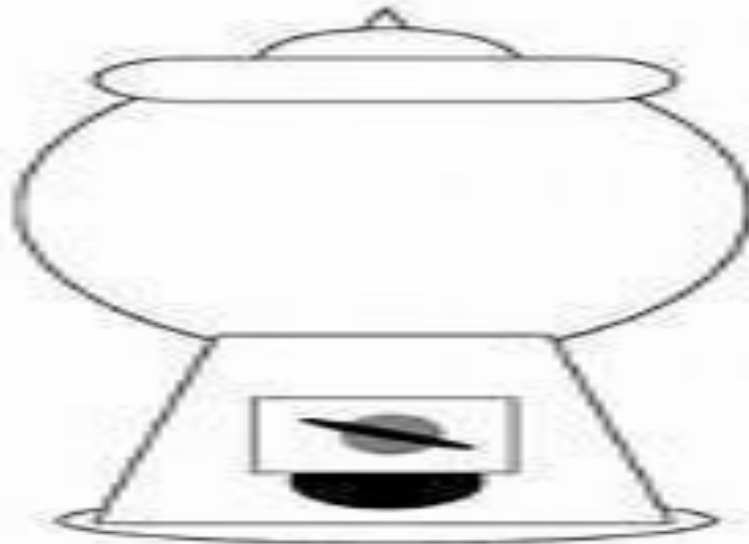
J j

Jj is for jar.



Draw 10 gumballs inside the jar.

Write Number 10: Ten



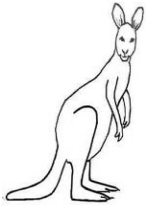
Next step: What rhymes with ten? /p/ /m/ /h/ /wh/.

Name _____

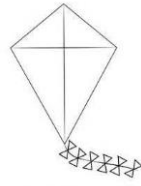


Kk is for key.

Say the word. Count the syllables. Write the number.



Kangaroo _____



Kite _____

1



Kid _____



Kitten _____



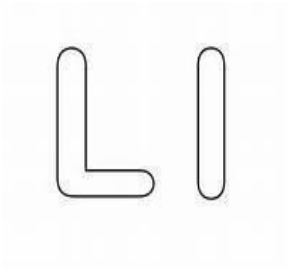
Ketchup _____



King _____

Next step: Read a book and do a letter search for Kk.

Name _____



L is for leaf.



Find and glue different types of leaves to this page.

Next step: Write a sentence about one of the leaves.

Irvington Public Schools
Office of Early Childhood
Summer Transition Packet Entering Pre-K4

Name _____

Mm



Mm is for milk.

How many family members like strawberry, chocolate, or plain milk?

Plain Milk (Use tallies)	Chocolate Milk (Use tallies)	Strawberry Milk (Use tallies)
Total number of tallies	Total number of tallies	Total number of tallies

Which milk has the most tallies? _____

Which milk has the least tallies? _____

Next Step: Sort M&Ms by colors.

Irvington Public Schools
Office of Early Childhood
Summer Transition Packet Entering Pre-K4



Nn is for name.

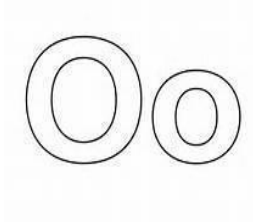
Write your first and last name.

First Name _____

Last Name _____

Next step: How many items can you find at home that begin with letter Nn?

Name _____



Oo is for Oval.




What other shape can you draw?

Next step: Make fresh orange juice.

Name _____

Pp

Pp is for pig.



Draw pictures that begin with the /p/ sound.

Next step: Count 25 pennies.


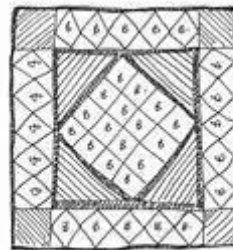


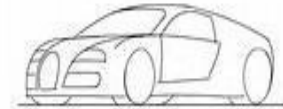
Name _____

Qq




Qq is for queen.

Circle pictures that starts with Qq.



Next step: What job can you do at home to earn a quarter?

Name _____



Rr is for read.




Write words you can read.

Next steps: Read your favorite book!

Name _____

Ss

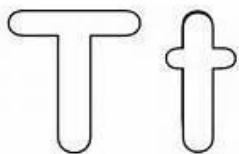
Ss is for sun.



Write 5 words that begin with the letter Ss.

Next step: Say 5 words that rhyme with SUN!

Name _____



Tt is for number ten.

10

Draw 5 squares and 5 circles.

Number of squares _____ + Number of circles _____ = _____

Next step: What other numbers begin with letter Tt?

Name _____

Uu

Uu is for umbrella.



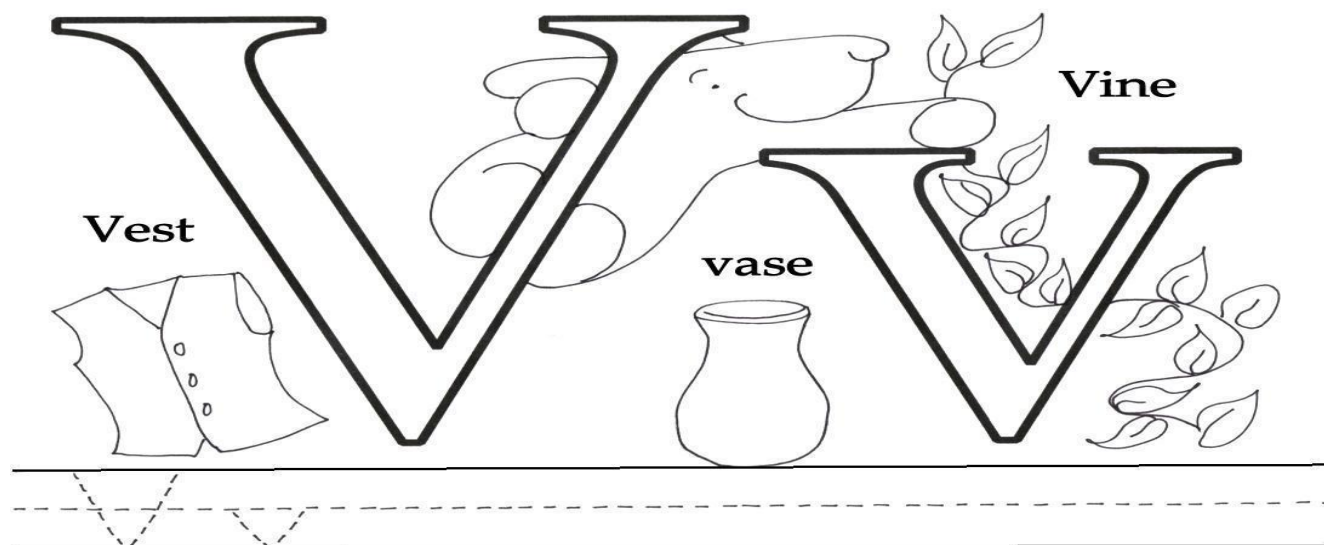
Draw a picture of a rainy day.

Write a sentence about your picture below.

Next step: Talk about the weather with a parent.

Name _____


Vv is for vegetables. Color the



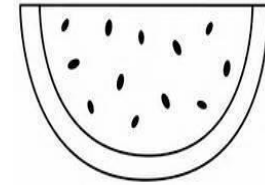
picture.

Next step: Eat your favorite vegetable!

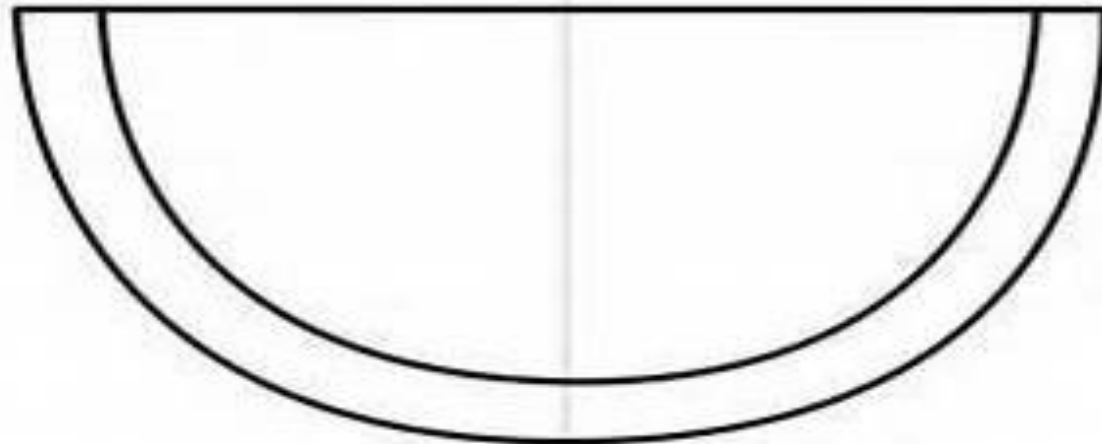
Name _____



Ww is for watermelon.




How many seeds can you draw inside the watermelon?



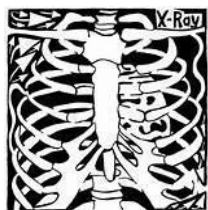
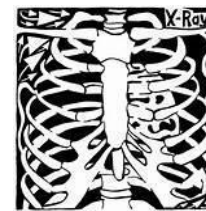
Total number of seeds _____

Next step: Drink something that begins with Ww.

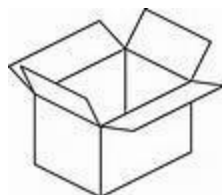
Name _____



Xs is for x-ray.
Check what begins with Xx.



X-ray _____



Box _____

6

Six _____

Next Step: Write a word that rhymes with six.

Name _____

Yy is for yo-yo.



Draw 4 pictures that begin with letter Yy.


I drew a _____.	I drew a _____.
I drew a _____.	I drew a _____.

Next Step: Make the letter Yy with pretzel sticks, dry spaghetti or yarn.

Name _____



Zz is for zigzag.



Connect the dots to form the zigzag line from home to the school.



home



school

Next step: Use scrap paper to practice cutting zig zag lines.

Name _____

Draw a picture for your teacher showing what you did on your summer vacation!

Next step: Place the drawn picture along with a family picture in school bag to be handed in on the first day of school

Sight Word Bingo Directions

1. Cut out sight words. (Put in an envelope)
2. Use pennies or other objects as bingo chips to cover sight words.
3. Pick one sight word, then say the word aloud. Have your child find that word on their bingo board.
4. Have your child cover sight word with a penny/object.
5. When your child marks three words in a row they have achieved BINGO!
Celebrate with a high five!
6. Play this game at least twice a week.

Sight words
(cut out these sight words)

the	see	and	are	is	my
of	you	go	me	do	he
for	was	she	who	has	we
like	with	have	they	want	this
what	help	look			

Bingo Board

the	see	and
are	is	my
of	you	go

Bingo Board

me	do	he
for	was	she
who	has	we

Bingo Board





like	with	have
they	want	this
what	help	look



Cut out the sight words to create your own sight word playing cards. Flip the cards over. Use the cards to play memory match or go fish card games. Use the mystery card to practice asking and answering questions.

The	What	the	is
Who	They	where	you
this	Ask a question ? Mystery card	do	You
Ask a question ? Mystery card	what	Is	Where

Children frequently encounter social problems and should learn how to make decisions. Practice these steps with your child and have them discuss and reflect on the problem and solutions they identified.

Steps	Problem Solving Technique	Child Response
1st Step	What is my problem? 	
2nd Step	Think, think, think of some solutions. 	
3rd Step	Would it be safe? 	
4th Step	Give it a try! 	

Irvington Public Schools
Office of Early Childhood
Summer Transition Packet Entering Pre-K4