



**IRVINGTON PUBLIC SCHOOLS**  
**The Office of Early Childhood**

**Summer Transition Packet**  
**Entering Kindergarten**

Name: \_\_\_\_\_

**IRVINGTON PUBLIC SCHOOLS**  
**Irvington, NJ 07111**



## **BOARD OF EDUCATION**

**Richard Williams, President**  
**Audrey M. Lyon, Vice President**  
**Luis Antilus**  
**Annette L. Beasley**  
**Syeshia Benbow**  
**Ronald J. Brown**  
**Gloria Chison**  
**Gene E. Etchison**  
**Joseph Sylvain**

## **CENTRAL OFFICE ADMINISTRATION**

**Dr. April Vauss**  
Interim Superintendent of Schools

**Dr. Matin Adegboyega**  
Assistant Superintendent for Curriculum and Instruction

**Reginald Lamptey, CPA**  
Assistant Superintendent for Business/Board Secretary

**Dr. Latee Walton McCleod**  
Assistant to the Assistant Superintendent

**Roger Monel**  
Associate School Business Administrator

**Cherelle C. Tolor, Esq.**  
Manager of Human Resources



**Irvington Public Schools**  
**The Office of Early Childhood**

97 Augusta Street, Second Floor, Suite 219, Irvington, New Jersey 07111  
Phone: 973-399-3942 EXT. 1512/ Fax: 973-399-7692

Tawana Moreland, Director

Lia Skibniewski, Supervisor

---

Dear Parents and Guardians,

As your child enters Kindergarten, I hope you and your family are well and safe during these uncertain times. The Office of Early Childhood has developed an exciting and challenging summer enrichment packet that will engage your child as he or she transitions to the next phase of their educational journey. The Summer Enrichment Packet ensures that your child is actively learning and preparing for the upcoming school year.

During July and August, students will complete the Summer Enrichment Packet. Included in the packet are activities that will develop social-emotional, physical, cognitive, mathematical, language, and literacy skills. The Enrichment Packet will support the knowledge and skills they already possess. Please complete the activities daily and allow your child to demonstrate how much they know.

Enjoy your summer,

Ms. Moreland, Director

Ms. Skibniewski, Supervisor



**Irvington Public Schools**  
**The Office of Early Childhood**

97 Augusta Street, Second Floor, Suite 219, Irvington, New Jersey 07111  
Phone: 973-399-3942 EXT. 1512/ Fax: 973-399-7692

Tawana Moreland, Director

Lia Skibniewski, Supervisor

---

Chè Paran ak Gadyen,

Kòm pitit ou antre nan jadendanfan, mwen espere ke ou menm ak fanmi ou yo byen epi yo an sekirite pandan tan ensèten sa yo. Biwo Early Childhood la devlope yon pake anrichisman enteresan epi enteresan ki pral angaje pitit ou pandan li ap pase nan pwochen faz vwayaj edikatif yo. Pake anrichisman pandan ete a asire ke pitit ou a ap aprann aktivman ak prepare pou ane lekòl la k ap vini an.

Pandan jiyè ak mwa Out, elèv yo ap konplete pake anrichisman pandan ete a. Enkli nan pake a se aktivite ki pral devlope sosyal-emosyonèl, fizik, mantal, matematik, langaj, ak kapasite li alfabetizasyon. Pake a anrichisman ap sipòte konesans ak ladrès yo deja posede. Tanpri ranpli aktivite yo chak jou epi kite pitit ou demontre konbyen yo konnen.

Jwi ete ou,

Madam Moreland, Direktè

Madam Skibniewski, Sipèvizè



**Irvington Public Schools**  
**The Office of Early Childhood**

97 Augusta Street, Second Floor, Suite 219, Irvington, New Jersey 07111  
Phone: 973-399-3942 EXT. 1512/ Fax: 973-399-7692

Tawana Moreland, Director

Lia Skibniewski, Supervisor

---

Queridos padres y guardianes,

Cuando su hijo ingrese al jardín de niños, espero que usted y su familia estén bien y seguros durante estos tiempos de incertidumbre. La Oficina de la Primera Infancia ha desarrollado un paquete de enriquecimiento de verano emocionante y desafiante que involucrará a su hijo a medida que pasa a la siguiente fase de su viaje educativo. El Paquete de Enriquecimiento de Verano asegura que su hijo esté aprendiendo activamente y preparándose para el próximo año escolar.

Durante julio y agosto, los estudiantes completarán el paquete de enriquecimiento de verano. En el paquete se incluyen actividades que desarrollarán habilidades socioemocionales, físicas, cognitivas, matemáticas, de lenguaje y alfabetización. El paquete de enriquecimiento apoyará el conocimiento y las habilidades que ya poseen. Complete las actividades diariamente y permita que su hijo demuestre cuánto sabe.

Disfrute su verano,

Sra. Moreland, Directora

Sra. Skibniewski, Supervisora



**Irvington Public Schools**  
**The Office of Early Childhood**

97 Augusta Street, Second Floor, Suite 219, Irvington, New Jersey 07111  
Phone: 973-399-3942 EXT. 1512/ Fax: 973-399-7692

Tawana Moreland, Director

Lia Skibniewski, Supervisor


---

**Summer Enrichment Guide**

- During the summer months students will complete the Office of Early Childhood's Summer Enrichment Journal. Submit the completed journal to the classroom teacher on the first day of school. Use pages 31-34 throughout the summer as resources to help students prepare for the new school year.
- Durante los meses de verano, deberán completar diariamente el diario de progreso que la oficina de Early Childhood enviara al final de este año escolar. El diario debe completarse y entregarlo al maestro de Kindergarten el primer día de clases. Durante el verano, utilice las páginas 31-34 como recurso para ayudar a los estudiantes en la preparación hacia el nuevo año escolar.
- Pandan mwa été yo, elèv yo ap konplété jounal anrichisman été pou timoun piti yo. Soumèt jounal konplè a bay pwofesè sal klas la nan premye jou lekòl la. Itilizé paj 31-34 pandan tout sezon été a kòm resous pou édé elèv yo preparé pou nouvo ané lekòl la.



Aa is for adventures.



Draw a picture that begins with the letter Aa.

Aa is for \_\_\_\_\_.

Next Step: Draw a picture of a time you went on vacation or took a family trip. Student should describe the adventure in detail. Parents write a sentence describing the adventure. Circle all letters a's in the sentence.

**Bb**

Bb is for balloons.



How many balloons can you draw?

I made \_\_\_\_\_ balloons.

Next step: Play with a ball. Talk about the features of the ball. What size is it? What color is it? What shape is it?

How does it feel? What can you do with a ball?



C c

Cc is for carrots.



Using tally marks, take a vote and tally the number of family members who like carrots.

1		6	
2		7	
3		8	
4		9	
5		10	

Yes, I like carrots. (Use tally marks)	No, I don't like carrots. (Use tally marks)
Total number of tallies for yes:	Total number of tallies for no:


Which had more tallies? \_\_\_\_\_

Which had less tallies? \_\_\_\_\_

Next step: Eat carrots for snack. Encourage someone else to taste a carrot.

Dd

Dd is for dog.



Draw a small dog and a big dog.

Next step: Find and compare different objects at home. Parents should ask child to explain:

How are the objects the same? How are the objects different?

Irvington Public Schools  
Office of Early Childhood  
Summer Transition Packet Entering Kindergarten

Ee

Ee is for Egg.

Draw 3 pictures of things that begin with the /e/ sound. It's the beginning sound you hear in the word egg.

Next step: Count the number of eggs in an egg carton.

How many eggs did you count? \_\_\_\_\_

Ff


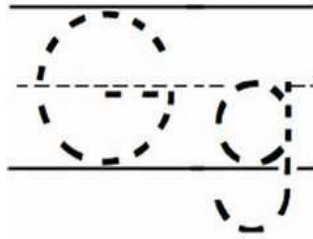
Ff is for flowers.



Read the poem with a parent. Circle each letter f that you see.

Little Miss Muffet  
Sat on a tuffet  
Eating her curds and whey.  
Along came a spider,  
Who sat down beside her  
And frightened  
Miss Muffet away.  
How many did you find? \_\_\_\_\_

Next step: Act out the poem using props from home. Create a list of new rhyming words and extend the poem.



Gg is for goat.

Draw pictures of words that begin with letter Gg

Picture 1

Picture 2


Picture 3

--	--	--

Next step: Gather 10 grapes and share half with a parent.

H h

Hh is for house.



How many shapes can you see in the house?

Circles \_\_\_\_\_

Rectangles \_\_\_\_\_

Squares \_\_\_\_\_

Triangles \_\_\_\_\_

Draw a picture of a house.

Next step: Take a neighborhood walk and discuss the shapes you see.

I i



Ii is for ice-cream.

Ice-cream begins with the letter i. Cut out the ice-cream scoops, and paste them on the cone with the matching word. Which words begin with letter i?

them on

you in is that it

that it you is in

Next step: Eat ice cream for a treat and talk about your favorite frozen dessert.

J

j

Jj is for jar.



Draw 10 gumballs inside the jar.



**Next Step: Write Number 10: Ten**

Irvington Public Schools  
Office of Early Childhood  
Summer Transition Packet Entering Kindergarten






Kk is for key.

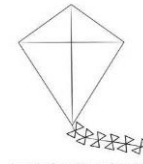


Say the word slowly while clapping the syllables. Count the syllables. Write the number of syllables on the line next to the word.



Kangaroo

\_\_\_\_\_



Kite

\_\_\_\_\_



Kid

\_\_\_\_\_



Kitten

\_\_\_\_\_



Ketchup

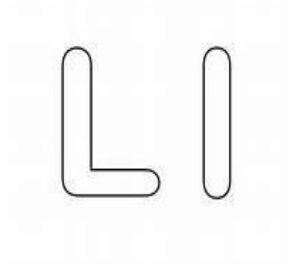
\_\_\_\_\_



King

\_\_\_\_\_

Next step: Practice clapping the syllables in the names of your friends and family members.



L is for leaf.



Place a leaf under the paper and rub with crayons to create leaf print artwork.

Next step: Use an additional sheet of paper to create colorful artwork for your home.

Mm



## Mm is for milk

How many family members like strawberry, chocolate, or plain milk?

Plain Milk (Use tallies)	Chocolate Milk (Use tallies)	Strawberry Milk (Use tallies)
Total number of tallies	Total number of tallies	Total number of tallies

Which milk has the most tallies? \_\_\_\_\_

Which milk has the least tallies? \_\_\_\_\_

Nn is for name.

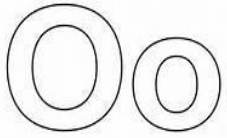


Write your name below.

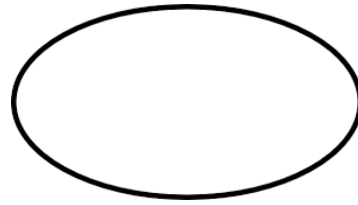
First Name \_\_\_\_\_

Last Name \_\_\_\_\_

Next step: Draw a rectangle on a sheet of paper. Have your child cut out the shape and create his/her own name badge. Add a photo if you like.



Oo is for Oval.



What other shapes can you draw?

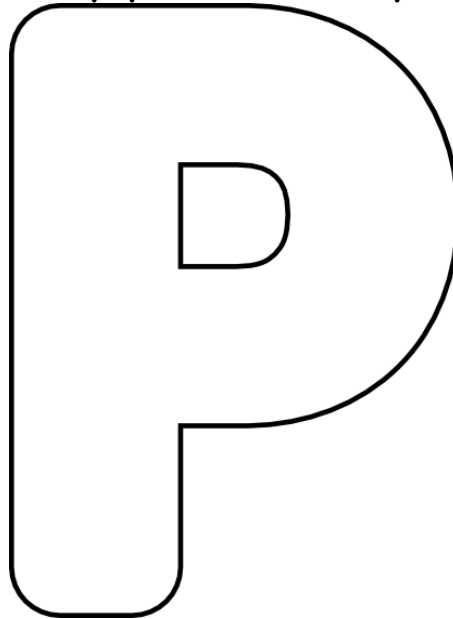

Next step: Go on a shape hunt and find items in your home that match the shapes drawn.

Pp Pp is for penny.



Count 25 pennies. Use the pennies to fill in the letter P in the space below.

How many pennies did you use?



**Next steps:** Search for things in your home that begin with the /p/ sound.

Qq

Qq is for queen.



Recite the *Qq Tongue Twister* several times, increasing the speed each time. Count the number of q's found in the sentence and write it below.

**The quiet queen quit asking quick questions.**

How many q's did you find? \_\_\_\_\_

Next step: What job can you do at home to earn a quarter? \_\_\_\_\_

Rr

Rr is for read.



Search for familiar objects in your home. Write the words that begin with the letter Rr.


Next steps: Go on a neighborhood walk or drive and read signs of your favorite places.

Irvington Public Schools  
Office of Early Childhood  
Summer Transition Packet Entering Kindergarten



Ss

Ss is for sun.

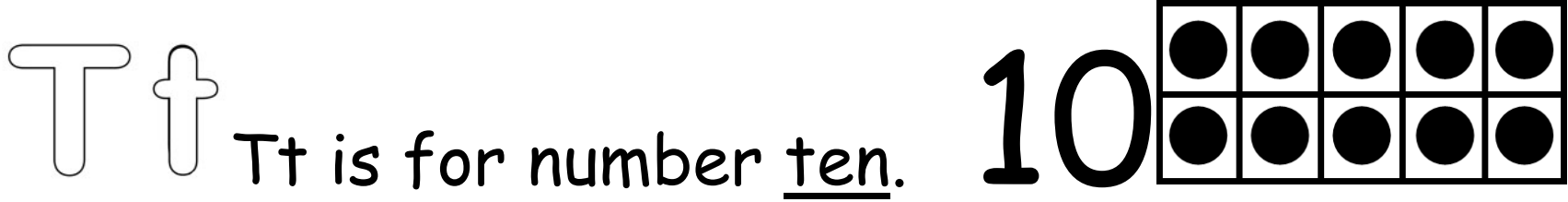


Draw a picture of objects you can use on a sunny day using the letter Ss.

Next steps: Write 5 words that begin with the letter Ss.

Start a morning routine of discussing the weather and documenting it on paper.

\_\_\_\_\_



Draw 5 squares and 5 circles.

Number of squares \_\_\_\_\_ + Number of circles \_\_\_\_\_ = \_\_\_\_\_

Next step: Count your fingers and toes.

Uu is for umbrella.



Draw a picture of a rainy day.

Write a sentence about your picture below.

---


Next step: Talk about the weather with a parent or guardian. Discuss some fun activities you can do indoors that do not require a television or computer.

Irvington Public Schools  
Office of Early Childhood  
Summer Transition Packet Entering Kindergarten

Vv is for vase.



Draw five flowers in the vase.




Next step: Eat your favorite vegetable and describe its taste and texture!

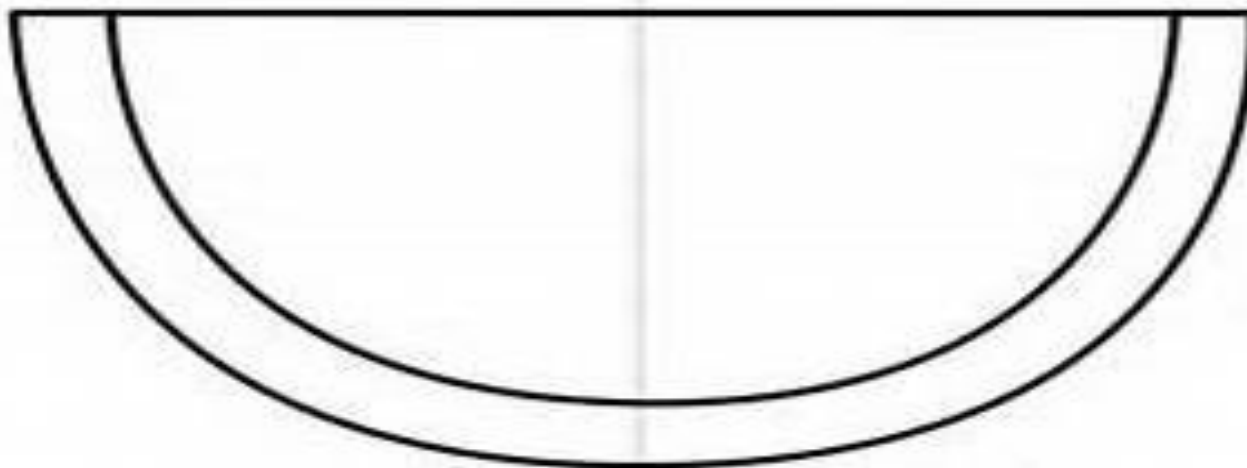
Irvington Public Schools  
Office of Early Childhood  
Summer Transition Packet Entering Kindergarten

Ww

Ww is for watermelon.



How many seeds can you draw inside the watermelon?

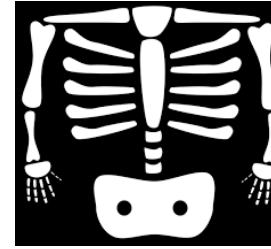


Total number of seeds: \_\_\_\_\_


Next step: Drink something that begins with Ww.

X x

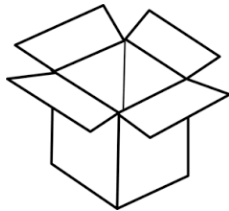
Xx is for x-ray.



What ends with Xx?



\_\_ o \_\_



\_\_ o \_\_

6



\_\_ i \_\_

WORD BANK

box


fox

six

Next Step: Write a word that rhymes with six.

Yy

Yy is for yo-yo.



Draw 2 pictures that begin with letter Yy.

<p>I drew a _____.</p>	<p>I drew a _____.</p>
------------------------	------------------------

Next step: Make the letter Y with pretzel sticks, dry spaghetti or yarn.

Zz Zz is for zero.

0

Zero means none. Write the missing numbers.

1	2			5
6				10
11	12		14	15
		18		


Next step: Count how many days left until Kindergarten.



Draw a picture for your teacher showing what you did on your summer vacation!

Next step: Place the drawn picture along with a family picture in school bag to be handed in on the first day of school.

Use the ten frames below to practice counting small objects such as beans, beads, cereal, or small pieces of paper. You may also use an empty egg carton to count, group and sort objects.









Cut out the sight words to create your own sight word playing cards. Flip the cards over. Use the cards to play memory match or go fish card games. Use the mystery card to practice asking and answering questions.

The	What	the	is
Who	They	where	you
this	Ask a question ? Mystery card	do	You
Ask a question ? Mystery card	what	Is	Where
they	This	who	Do

Children frequently encounter social problems and should learn how to make decisions. Practice these steps with your child and have them discuss and reflect on the problem and solutions they identified.

<b>Steps</b>	<b>Problem Solving Technique</b>	<b>Child Response</b> <b>(Parents write response below)</b>
1st Step	What is my problem? 	
2nd Step	Think, think, think of some solutions. 	
3rd Step	Would it be safe? 	
4th Step	Give it a try! 	

Irvington Public Schools  
Office of Early Childhood  
Summer Transition Packet Entering Kindergarten