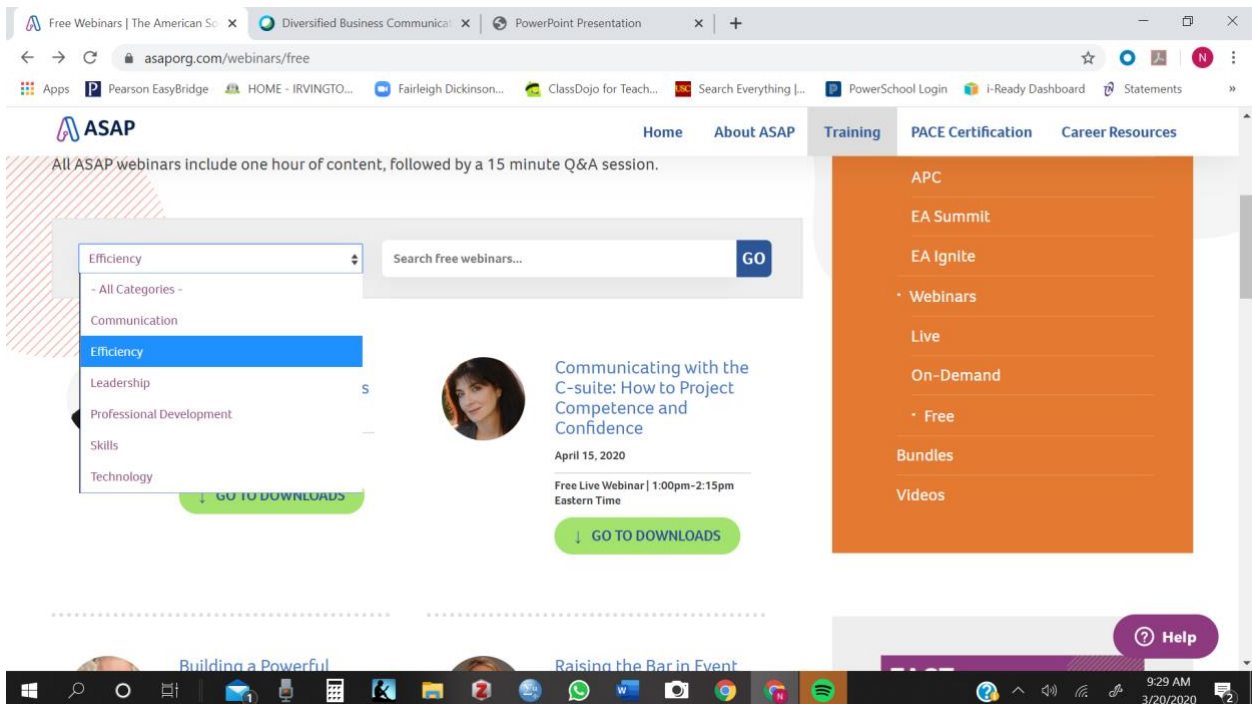
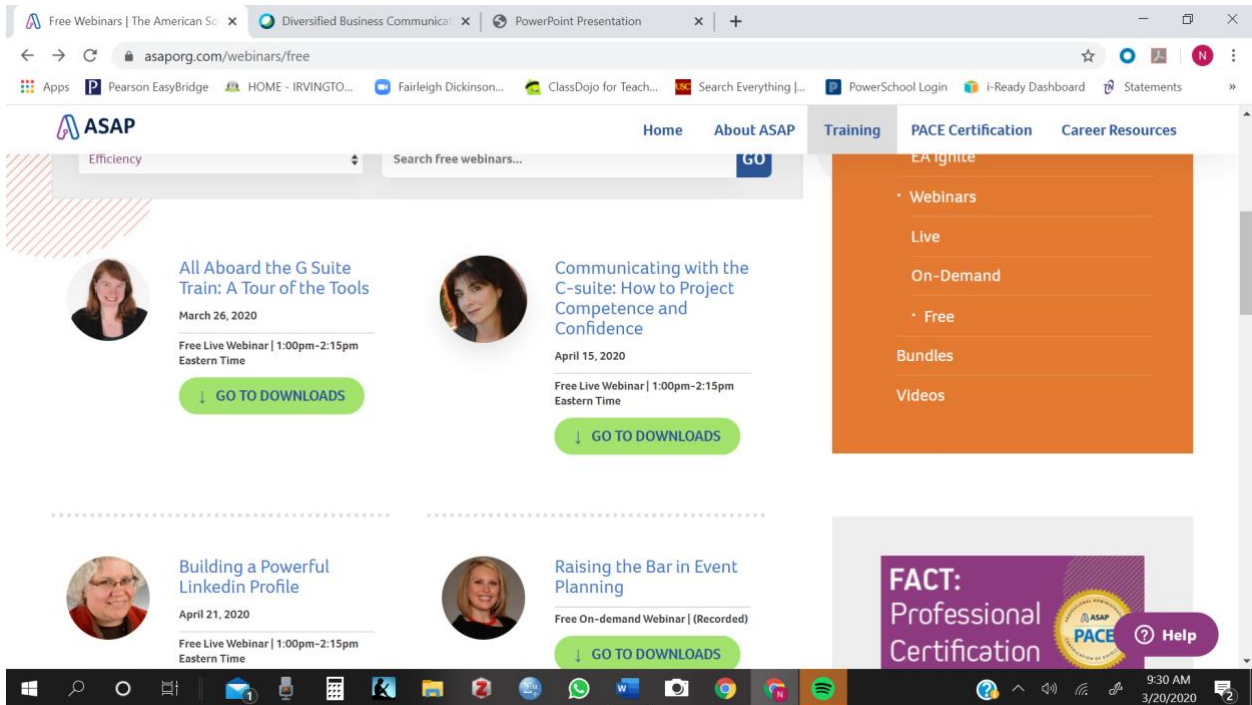


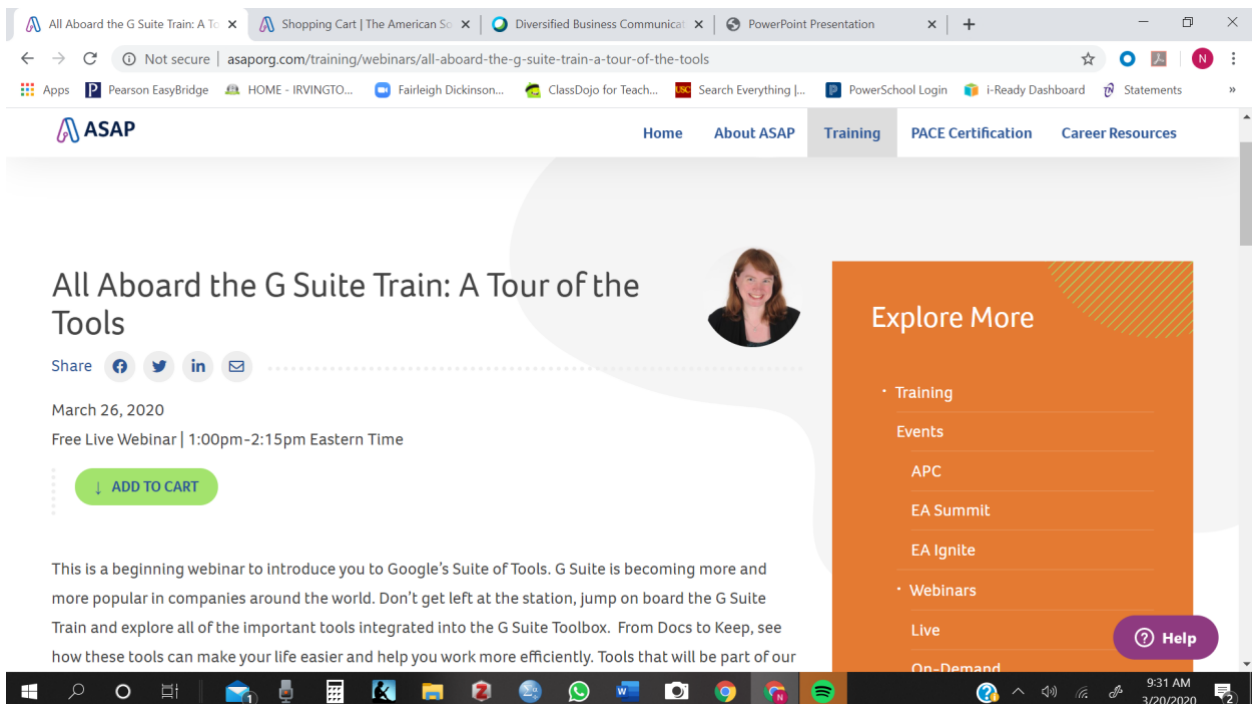
Go to the Free Webinars



Select a specific category or hit “GO”




Download the workshop you are interested in – NOTE THE TIME AND DAY OF THE WORKSHOP MAY NOT BE TODAY

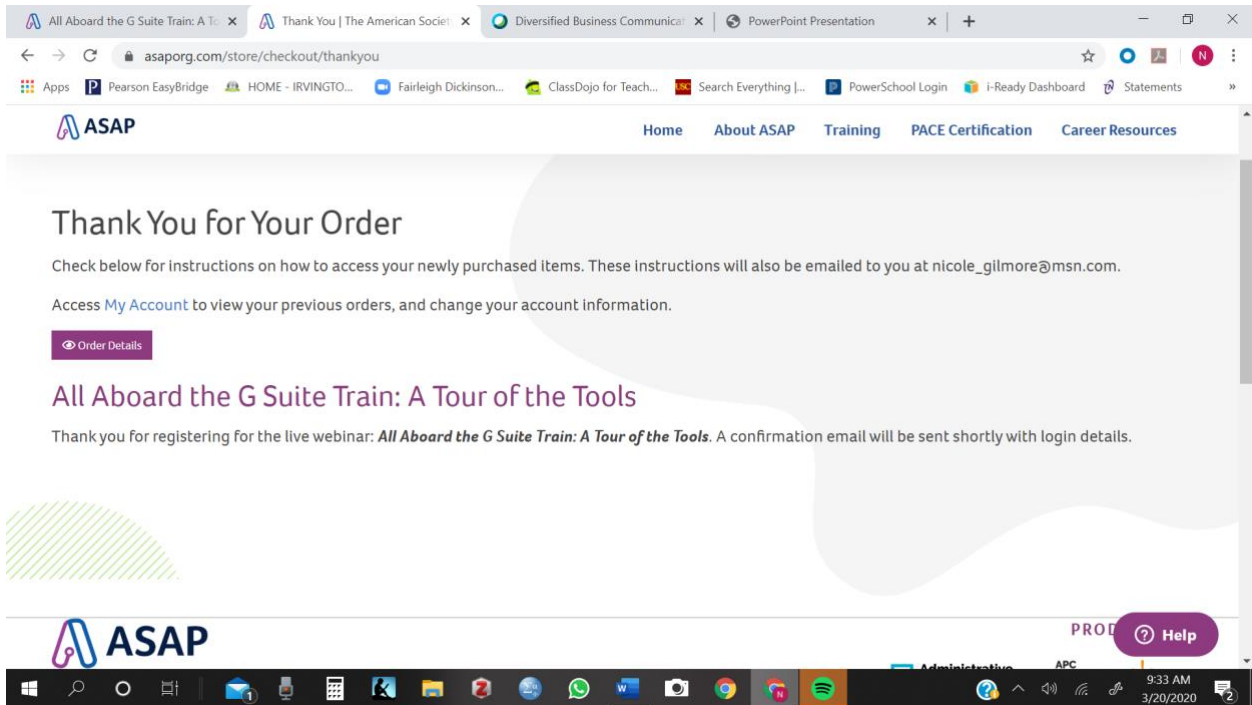


Click add to cart – this is where you will be asked to register and create a password – it is free so make sure you do not see a cost in your cart

The screenshot shows a web browser window with the ASAP website's shopping cart. The browser tabs include 'All Aboard the G Suite Train: A T...', 'Shopping Cart | The American Sc...', 'Diversified Business Communica...', and 'PowerPoint Presentation'. The address bar shows 'asaporg.com/store/cart'. The ASAP logo is in the top left, and navigation links for 'Home', 'About ASAP', 'Training', 'PACE Certification', and 'Career Resources' are in the top right. The cart table has columns for 'Price', 'Quantity', and 'Subtotal'. It lists one item: 'All Aboard the G Suite Train: A Tour of the Tools' with a price of 'FREE' and a quantity of '1'. Below the table, the 'Product Total' and 'Grand Total' are both 'FREE'. A 'Checkout' button is located at the bottom right of the cart area. A 'Discount Codes' section is visible at the bottom left, with a text input field and an 'Apply' button. A 'Help' button is at the bottom right. The Windows taskbar is visible at the very bottom, showing the time as 9:32 AM on 3/20/2020.

	Price	Quantity	Subtotal
 All Aboard the G Suite Train: A Tour of the Tools	FREE	1	FREE
Product Total			FREE
Grand Total			FREE

Select Checkout and Continue



Check your email for when the webinar will start if not available now.

This is just one website I found offering free webinars. You will have to do a Google search to locate more. You can also visit the district website to identify other workshops available to you.