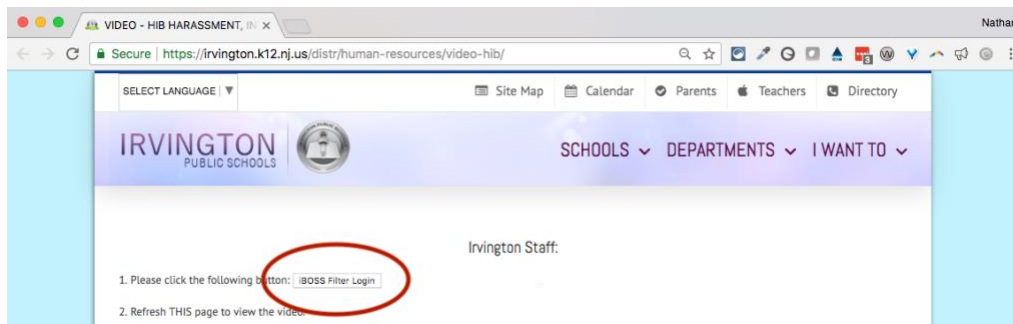


## Accessing Videos within the Irvington Public School District Network

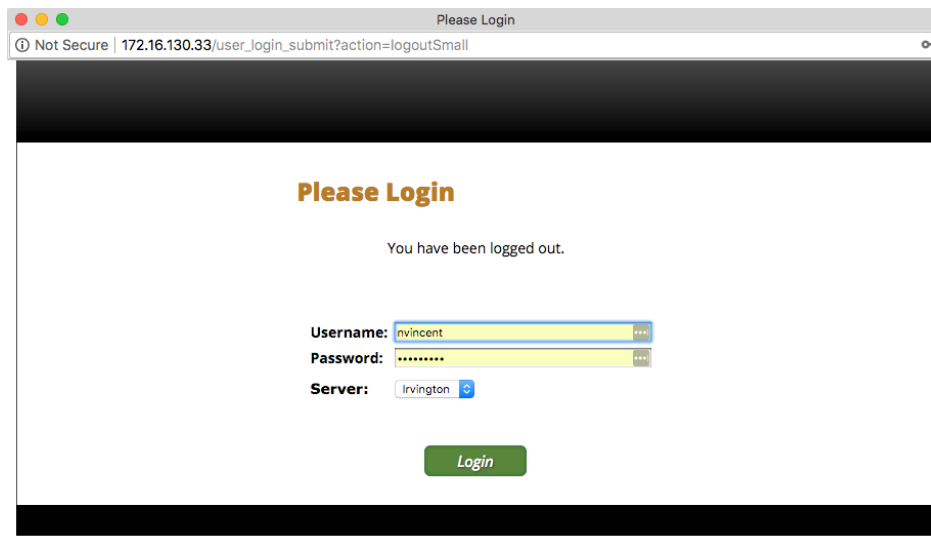
The following is the process of gaining access to the district filter based on the demo we discussed:

<https://irvington.k12.nj.us/distr/human-resources/video-hib/>

1. Once you click on the button "iBoss Filter Login", it should open up a new window.



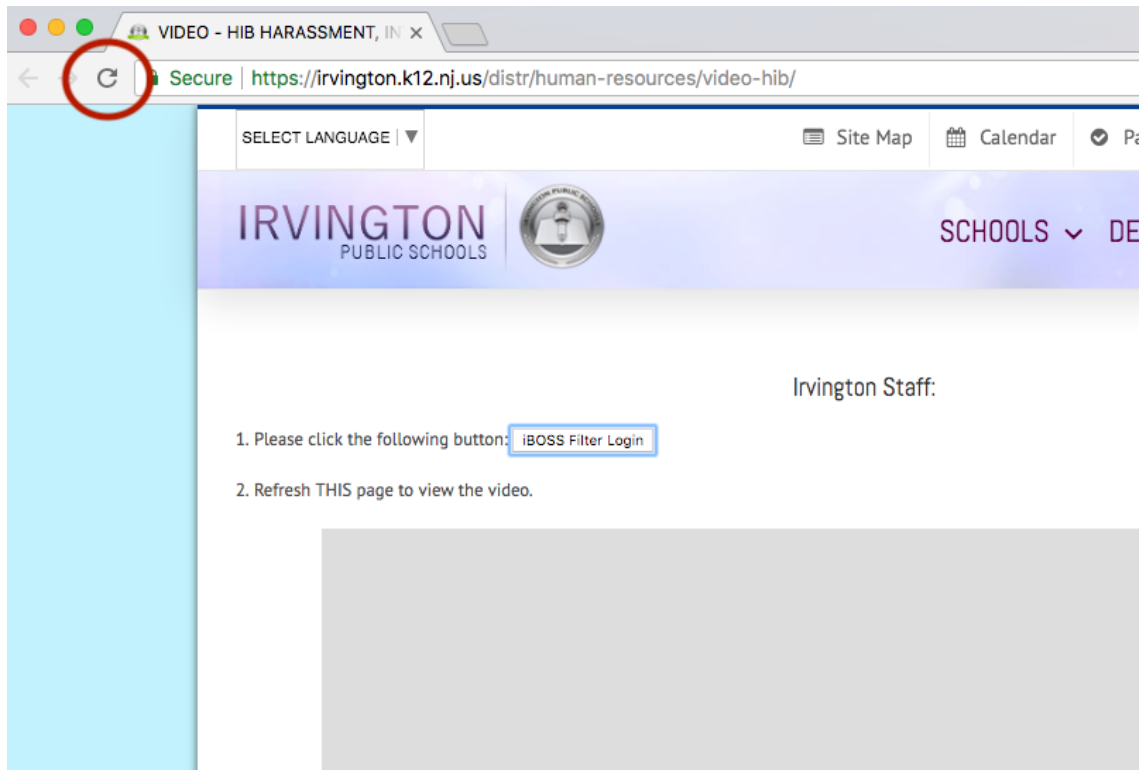
2. In the new window, input your iBoss login info and press submit. The iBoss login is the same as your VDI login information.<sup>1</sup> This window should be left open as it will continue to allow you access to the filter.



3. Return to the original window, and click Reload (Refresh). Reload can be found to the left of the address bar.

---

<sup>1</sup> Please contact the Technology Department should you lose access to this information. They will provide you instructions on how to reset this information.



4. At this point, the video should be available to be viewed.

